










SKIDCUP



AIRLESS TIRES FOR SKID-STEER LOADERS

10-16.5CW TECHNICAL DATA SHEET

								
SIZE	RCOM. RIM	LOAD INDEX	TREAD TYPE	INFL. PRESS	MAX SPEED	SW	OD	LOADED STATIC RADIUS
					km/h	mm	mm	mm
					mp/h	in	in	in
10-16.5CW	ASSY	138	L4	AIRLESS	10	264	775	343
					6.2	10.4	30.5	13.5

Unit: Metric [mm, kg, bar, sq. cm], Imperial [in, lbs. psi, sq. in]



COMING SOON

GALILEOWHEEL.COM // INFO@GALILEOWHEEL.COM

OUR BENEFITS



AIRLESS



RIDE COMFORT/
SMOOTHER RIDE



LATERAAL
STABILITY



INCREASED
EFFICIENCY



RAN FLAT
CAPABILITIES



SIDEWALL
DURABILITY